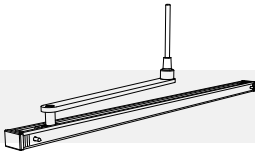
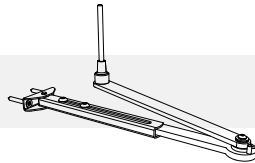


(Нагрузка: 250 кг для створок до 700 мм – 130 кг для створок до 1200 мм)

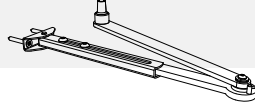
3S10001 S200 - Электромеханический блок автоматики для распашных дверей, с пружинным механизмом, с установленными батареями резервного питания (250 кг для створок до 700 мм – 130 кг для створок до 1200 мм)




3S1020 SA1 - Рычаг со скользящим каналом (нахлест от 0 до 30 мм)



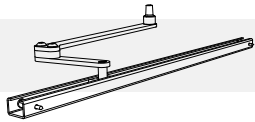
3S1010 AA1 Push arm (for lintel depths from 0 up to max. 100mm)



3S1011 AA2 Push arm (for lintel depths from 101 up to max. 200mm)



3S1012 AA3 Push arm (for lintel depths from 201 up to max. 300mm)



3S1030 EA1 Elbow slide track arm (for lintel depths from 0 up to max. 100mm)

3S1031 EA2 Elbow slide track arm (for lintel depths from 101 up to max. 220mm)

3S1100 PS1 Extension arm 25mm

3S1101 PS2 Extension arm 50mm

3S1102 PS3 Extension arm 75mm

Note: Electronic board with onboard receiver and possibility to control through TS1S radio remote control selector (as an alternative to MS1S and KS1S selectors).

## S200 ACCESSORIES

CODE PRODUCT DESCRIPTION



8E1725 WS6 Microwave unidirectional activation radar



8E1712 IS6 Safety sensor for swing doors (length 900mm - safety range from 340mm up to EN16005)



8E1771 BF1 2 pieces Bea Flatscan safety sensors – white



8E1772 BF1 2 pieces Bea Flatscan safety sensors – black



8E1042 MS1S Manual control functions selector for swing door automation



8E1043 KS1S Control functions key selector for swing door automation



8E1055 TS1S 4-functions remote control selector for swing door automation (open, close, exit only mode, automatic mode)



8E1832 DS2S digital program switch with display for swing door automation – white



8E1833 DS2S digital program switch with display for swing door automation – black



8E1150 HS1 External gesture activation key



8E1091



8E1142 TP1 Anti-entrapment system for automatic swing door hinges